

SCORING QUICK GUIDE

Electronic scoring is becoming an official form of scoring along with the paper scorecards and will be used at most NFAA events. Please take the time to review this Scoring Quick Guide to help you become familiar with this app for future events.

Step 1: Download the ScoreKeeper app.

IANSEO ScoreKeeper can be downloaded from Google Play (Android) or the Apple AppStore (iPhone or iPad). **Please note:** this is the only step that can be done prior to arriving at your shooting location.

Android



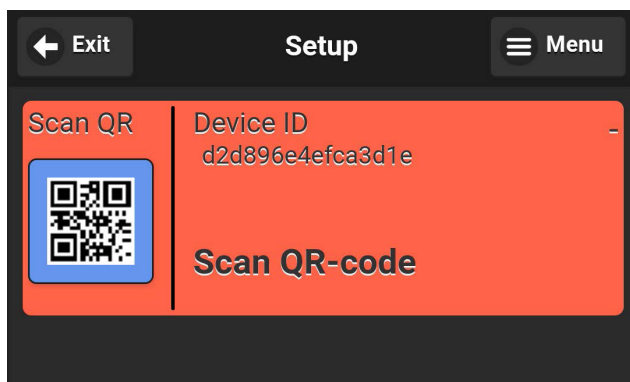
iOS



Step 2: Scan Your Unique QR Code

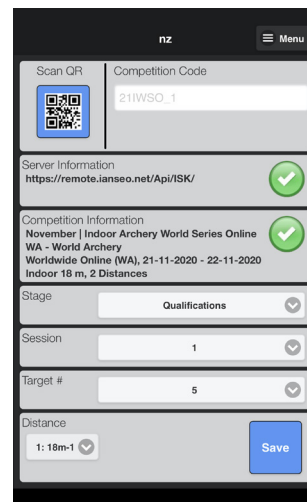
You will be provided an official scorecard via email (for The Vegas Shoot - Virtual) or in person (for all other in-person tournaments). Please have it available for the following steps.

1. Click the Scan QR button and scan one of the square QR codes located at the bottom of the scorecard (Day 1 - left side; Day 2 - right side); please pay attention to the distance (1st or 2nd round/distance = 1st or 2nd day).



2. When the QR code has successfully been scanned, a grey screen will pull up your competition details.

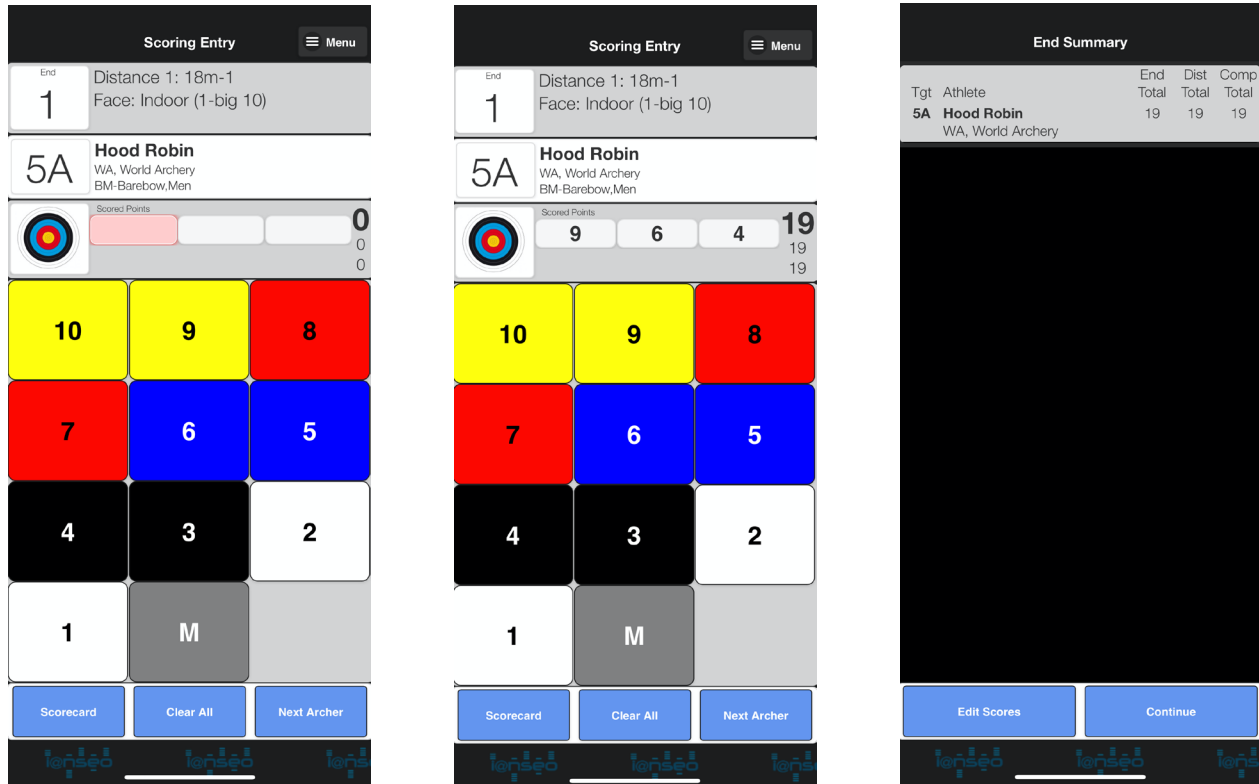
Double-check that the information matches the scorecard and displays the correct day, then click **Save** and then **Yes** to confirm the values.



Step 3: Score Your Arrows

The scoring entry screen will now be displayed.

Information regarding the current end, archer information, and target type is clearly displayed.



The arrow values are entered using the larger colored buttons. You will enter your arrow values end-by-end.

The command buttons at the bottom of the screen have functions to show the scorecard view, clear all arrow values, or progress to the next archer (for these specific events such as The Vegas Shoot - Virtual, Next Archer means going to the summary and closing the current end).

At this point, you can change scorecard (Edit Scores) or advance to the next end by clicking Continue.

If a single arrow value needs to be changed, that arrow can be selected by clicking on it (will highlight red) and then select the corrected value.

Continue scoring until you have scored all ends. Once your scoring is complete, you can exit the app or select Menu - Setup to return to the setup screen to scan the next QR code and score the next day or another archer.

Having issues? Additional instructions will be available on thevegasshoot.com.

For additional questions or issues regarding the scoring app or your division text keyword "Score" to (605) 250-3042. **This messaging system will have specific hours during event days only.**